



Amkor Technology, Inc. Q2 2021 Earnings Call

July 26, 2021

Presenter Introductions



Jennifer Jue
Senior Director,
Investor Relations



Giel Rutten
President and
Chief Executive
Officer



Megan Faust
Executive Vice
President and
Chief Financial
Officer

Disclaimer

Forward-Looking Statement Disclaimer

This presentation contains forward-looking statements within the meaning of federal securities laws. You are cautioned not to place undue reliance on forward-looking statements, which are often characterized by terminology such as “may,” “will,” “should,” “expects,” “plans,” “anticipates,” “believes,” “estimates,” “predicts,” “potential,” “continue,” “intend,” by the negative of these terms or other comparable terminology or by discussions of strategy, plans or intentions. These forward-looking statements, involve a number of risks, uncertainties, assumptions and other factors that could affect future results and cause actual results and events to differ materially from historical and expected results and those expressed or implied in the forward-looking statements. Other important risk factors that could affect the outcome of the events set forth in these statements and that could affect our operating results and financial condition are discussed in the company’s Annual Report on Form 10-K for the year ended December 31, 2020 (the “Form 10-K”) and in the company’s subsequent filings with the Securities and Exchange Commission (“SEC”) made prior to or after the date hereof. You should carefully consider the trends, risks and uncertainties described in this presentation, the Form 10-K and other reports filed with or furnished to the SEC before making any investment decision with respect to our securities. If any of the following trends, risks or uncertainties actually occurs or continues, our business, financial condition or operating results could be materially adversely affected, the trading prices of our securities could decline, and you could lose part or all of your investment. All forward-looking statements in this press release are made based on our current expectations, forecasts, estimates and assumptions. Amkor undertakes no obligation to review or update any forward-looking statements to reflect events or circumstances occurring after the date of this press release except as may be required by law. All forward-looking statements attributable to us or persons acting on our behalf are expressly qualified in their entirety by this cautionary statement.

Non-GAAP Measures

This presentation contains certain measures that are not defined terms under U.S. generally accepted accounting principles (“U.S. GAAP”). These non-GAAP measures should not be considered in isolation or as a substitute for, or superior to, measures of liquidity or performance prepared in accordance with U.S. GAAP and may not be comparable to calculations of similarly titled measures by other companies. See “Financial Reconciliation Tables”, “Non-GAAP Measures” and “Endnotes.”

Business Highlights and Industry Trends

Giel Rutten | President and Chief Executive Officer

Q2 2021 Highlights



\$1.41B
Revenue



All-time record revenue, up 20% YoY



Better than expected performance in
all end markets



Record second quarter EPS of \$0.51

Q2 2021 End Markets



Communications

- ▶ Revenue up 6% sequentially
- ▶ Smartphone market strength
- ▶ Leading position in 5G RF domain



Automotive and Industrial

- ▶ Revenue up 4% sequentially
- ▶ Market recovery, 33% YoY growth
- ▶ New product ramps



Consumer

- ▶ Revenue up 9% sequentially
- ▶ New product ramps in IoT wearables
- ▶ Strong Advanced SiP pipeline



Computing


- ▶ Revenue up 6% sequentially
- ▶ Record quarterly revenue
- ▶ Opportunities in AI and HPC

Amkor and Industry Trends



Preparing for 2H Growth

- ▶ Facilities expansions
- ▶ Increasing Advanced capacity




Capital Expenditures

- ▶ Exploring U.S. factory location
- ▶ Full year CapEx target of \$775M



Outlook

- ▶ 3Q revenue of \$1.7B
- ▶ Up 21% sequentially and 26% YoY



Semiconductor Industry

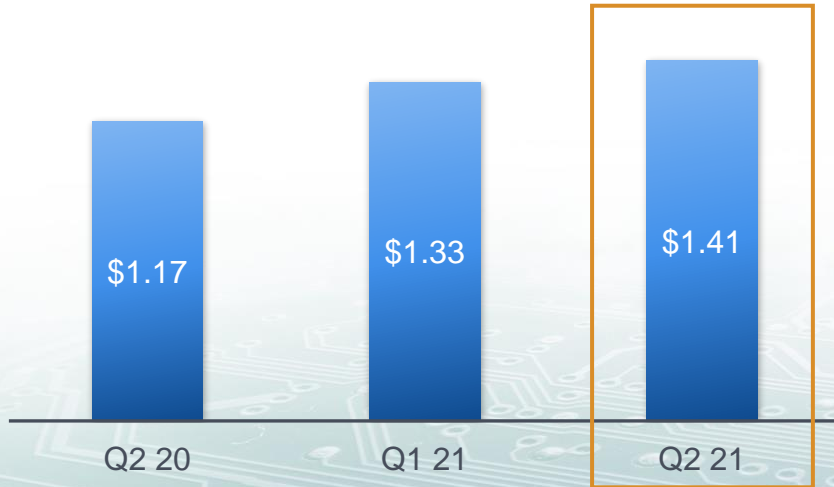
- ▶ Supply constraints
- ▶ Working closely with customers and suppliers

Financial Results and Outlook

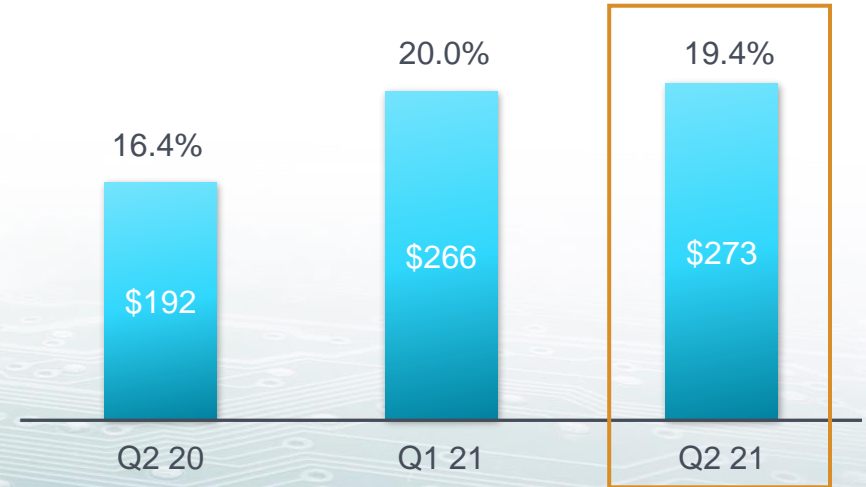
Megan Faust | Executive Vice President and Chief Financial Officer

Record Q2 Revenue and Record Gross Profit Dollars

Revenue
(\$ in billions)



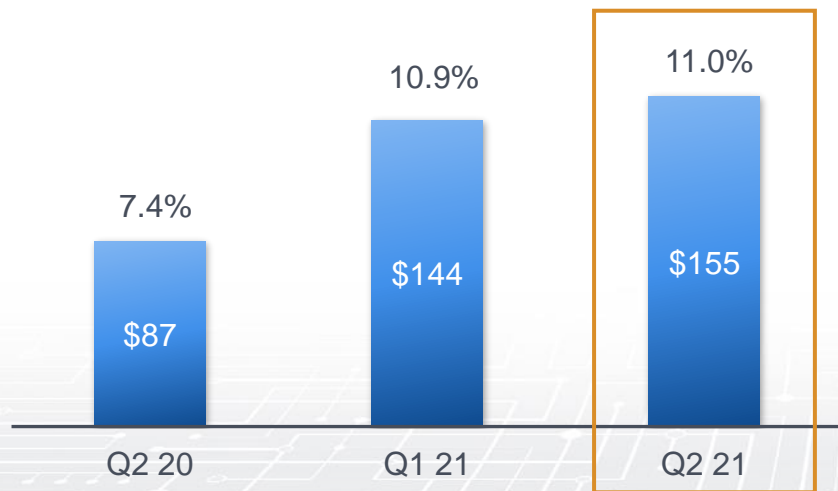
Gross Profit and Margin %
(\$ in millions)



High Utilization Drives Profitability

Operating Income and Margin %

(\$ in millions)



Earnings Per Share



Financial Flexibility

As of and for the quarter ended June 30, 2021



EBITDA^{*(1)}

- ▶ \$295 million
- ▶ Over 40% growth YoY



Cash & Short-Term Investments

- ▶ \$885 million
- ▶ Invest in growth opportunities



Liquidity⁽²⁾

- ▶ \$1.3 billion
- ▶ Solid financial position

(1) and (2): See notes on page 19.

*See discussion of Non-GAAP measures on page 18.

Q3 2021 Guidance

As of July 26, 2021⁽³⁾



\$1.65B-\$1.75B

Net Sales



18.5%-20.5%

Gross Margin



\$150M-\$200M

Net Income



\$0.60-\$0.80

Earnings per
Diluted Share

(3): See note on page 19.




Amkor Positioned for Growth



Key Messages

- ▶ All-time record revenue and record Q2 EPS
- ▶ Expect robust growth in Q3
- ▶ Mitigating supply chain constraints
- ▶ Well positioned in key growth markets
- ▶ 2021 expected to outgrow Semi market



\$775M

FY 2021
CapEx⁽³⁾



\$1.65B-\$1.75B

Q3 2021 Revenue
Guidance⁽³⁾

(3): See note on page 19.



Enabling the Future

Visit us at [amkor.com](https://www.amkor.com)



Appendix

Financial Reconciliation Tables

<i>(\$ in millions)</i>	Q2 20	Q2 21
Net Income	\$56	\$126
Plus: Interest Expense	16	13
Plus: Income Tax Expense	13	16
Plus: Depreciation & Amortization	124	140
EBITDA^{*(1)}	\$209	\$295
Net Sales		\$1,407
Net Income Margin		9.0%
EBITDA Margin^{*(1)}		21.0%

(1): See note on page 19.

*See discussion of Non-GAAP measures on page 18.

Non-GAAP Measures

Generally, a non-GAAP financial measure is a numerical measure of a company's performance, financial position or cash flows that either excludes or includes amounts that are not normally excluded or included in the most directly comparable measure calculated and presented in accordance with U.S. GAAP.

EBITDA is not defined by U.S. GAAP. We define EBITDA as net income before interest expense, income tax expense and depreciation and amortization. EBITDA Margin is calculated by dividing EBITDA by Net Sales for the period. We believe EBITDA to be relevant and useful information to our investors because it provides additional information in assessing our financial operating results. Our management uses EBITDA in evaluating our operating performance, and our ability to service debt, and our ability to fund capital expenditures and pay dividends. However, EBITDA has certain limitations in that it does not reflect the impact of certain expenses on our consolidated statements of income, including interest expense, which is a necessary element of our costs because we have borrowed money in order to finance our operations, income tax expense, which is a necessary element of our costs because taxes are imposed by law, and depreciation and amortization, which is a necessary element of our costs because we use capital assets to generate income. EBITDA should be considered in addition to, and not as a substitute for, or superior to, operating income, net income or other measures of financial performance prepared in accordance with U.S. GAAP. Furthermore, our definition of EBITDA may not be comparable to similarly titled measures reported by other companies.

Endnotes

1. EBITDA is defined as net income before interest expense, income tax expense and depreciation and amortization. In addition, we define EBITDA Margin as EBITDA as a percentage of Net Sales. Please see reconciliation of non-GAAP measures on page 17.
2. Liquidity is defined as the sum of cash and cash equivalents, short-term investments, and availability under our current credit facilities.
3. This financial guidance is from our July 26, 2021 earnings release and is reproduced here for convenience of reference only. This reference is not intended, and should not be relied upon, as a reaffirmation or other commentary with respect to such financial guidance. Please see page 3.